

# Pancreatic Cancer in Louisiana

2017-2021  
STATS AND  
FACTS



813

NEW CASES FOUND  
EACH YEAR

1,243

PANCREATIC CANCER  
SURVIVORS SINCE 2000<sup>#</sup>

The 5-year relative  
survival for Louisiana  
persons of all races<sup>+</sup>

8%

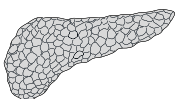
689

cancer deaths among  
persons in Louisiana per  
year on average

Louisiana's rank in the  
U.S. for death rate of  
pancreatic cancer<sup>2</sup>

7th

Symptoms can vary  
based on where the  
tumor is located.  
Scan the QR code to  
visit a page from  
the Mayo Clinic on  
information on  
Pancreatic cancers  
and symptoms.<sup>3</sup>



Pancreatic cancer is  
most commonly  
diagnosed in  
Louisiana in persons  
over age 65

## STAGE AT DIAGNOSIS DISTRIBUTION

78%

of new cases  
were found at  
late stages  
(regional & distant)

Only about **3 in 10**



People diagnosed at a localized  
stage will survive at least 5 years

## RATE OF NEW CANCER CASES PER 100,000 LOUISIANANS

Black 17.6

White 13.6

## RATE OF CANCER DEATHS PER 100,000 LOUISIANANS

Black 14.6

White 11.9

Average annual rate per 100,000 age adjusted to the 2000 US standard population

## Risk Factors<sup>1</sup>



Cigarette  
Smoking



Obesity



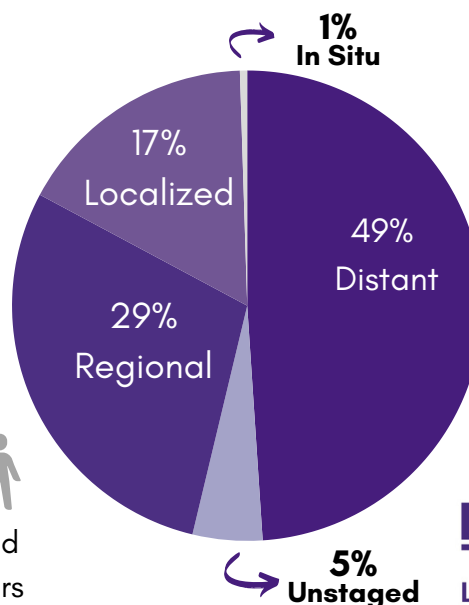
Alcohol



Family History



Chemical Exposure



1 American Cancer Society,  
Pancreatic Cancer Risk Factors,  
2024

2 State Cancer Profiles, National  
Cancer Institute and Centers for  
Disease Control and Prevention,  
2024

3 Mayo Clinic, Diseases &  
Conditions, Pancreatic Cancer,  
2024

<sup>+</sup> Survival estimates are based on  
cases diagnosed 2010-2020 and  
followed through 2021

<sup>#</sup> Prevalence counts are an  
estimate of the number of survivors  
on 1/1/2021 who were diagnosed  
between 2000-2020.

**LSU Health**  
NEW ORLEANS  
Louisiana Tumor Registry

Created by James Kinchen

Updated by T. Nguyen & I. Wagner | July 2024

# LOUISIANA TUMOR REGISTRY



One of 22 NCI-designated SEER cancer registries that gather information about cancer cases to help guide policies for cancer prevention, early detection, diagnosis, treatment, prognosis and survivorship.

## OUR MISSION



To collect and report complete, high-quality, and timely population-based cancer data in Louisiana to support cancer research, control, and prevention.

## OUR VISION



To reduce suffering and death from cancer using information collected by the Louisiana Tumor Registry.

## ANNUAL REPORTS




**LSU Health**  
NEW ORLEANS  
Louisiana Tumor Registry



Cancer Incidence in Louisiana by Cancer Site

[sph.lsuhsu.edu/louisiana-tumor-registry](https://sph.lsuhsu.edu/louisiana-tumor-registry)



March 2023

For more information, please visit:

<https://sph.lsuhsu.edu/louisiana-tumor-registry>

LTR-info@lsuhsc.edu | (504) 568 - 5757

**LSU Health**  
NEW ORLEANS  
**Louisiana Tumor Registry**

*LTR is funded by the SEER Program (NCI), the National Program of Cancer Registries (CDC), and the State of Louisiana.*