

# Lung Cancer in Louisiana

2017 - 2021  
STATS AND  
FACTS

**3,522**

NEW CASES FOUND  
EACH YEAR



**9,132**

LUNG CANCER SURVIVORS<sup>#</sup>  
SINCE 2000

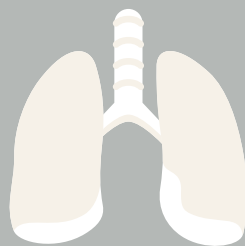
The 5-year relative  
survival for Louisiana  
people of all races<sup>+</sup> **20%**

**1st**

leading cause of  
cancer death in  
Louisiana

Louisiana's rank in the  
U.S. for death rate of  
lung cancer<sup>2</sup> **10th**

Early screening  
can mean  
higher survival  
odds. High Risk  
populations  
should talk to  
their physician  
about having  
routine Low-  
Dose CT scans.<sup>1</sup>

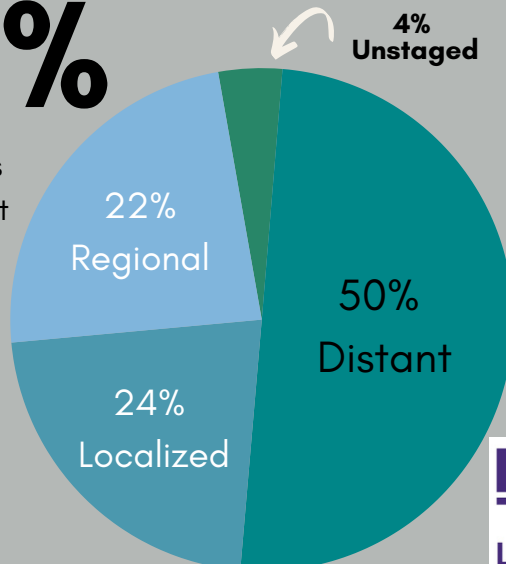


Smoking  
causes about  
80-90% of  
lung cancer  
deaths.<sup>1</sup>

## STAGE AT DIAGNOSIS DISTRIBUTION

**24%**

of new cases  
were found at  
early stages  
(localized)



1 Centers for Disease Control and Prevention, Lung Cancer Risk Factors, 2023.

2 State Cancer Profiles, National Cancer Institute and Centers for Disease Control and Prevention, 2024

<sup>+</sup> Survival estimates are based on cases diagnosed 2010-2020 and followed through 2021

<sup>#</sup> Prevalence counts are an estimate of the number of survivors on 1/1/2021 who were diagnosed between 2000-2020.

Visit the Louisiana Cancer Prevention and Control Program's Lung Cancer & Tobacco Page for More Information



**LSU Health**  
NEW ORLEANS  
Louisiana Tumor Registry

# LOUISIANA TUMOR REGISTRY



One of 22 NCI-designated SEER cancer registries that gather information about cancer cases to help guide policies for cancer prevention, early detection, diagnosis, treatment, prognosis and survivorship.

## OUR MISSION



To collect and report complete, high-quality, and timely population-based cancer data in Louisiana to support cancer research, control, and prevention.

## OUR VISION



To reduce suffering and death from cancer using information collected by the Louisiana Tumor Registry.

## ANNUAL REPORTS




**LSU Health**  
NEW ORLEANS  
Louisiana Tumor Registry



Cancer Incidence in Louisiana by Cancer Site

[sph.lsuhsoc.edu/louisiana-tumor-registry](https://sph.lsuhsoc.edu/louisiana-tumor-registry)



March 2023

For more information, please visit:

<https://sph.lsuhsoc.edu/louisiana-tumor-registry>

LTR-info@lsuhsc.edu | (504) 568 - 5757

**LSU Health**  
NEW ORLEANS  
**Louisiana Tumor Registry**

*LTR is funded by the SEER Program (NCI), the National Program of Cancer Registries (CDC), and the State of Louisiana.*