

Meeting 3

Fall 2018



Old Business

- Bill Proposal
 - No Flu at LSU



Bill Proposal

- **No Flu at LSU**
 - November 1
 - 12pm to 3pm
 - Breezeway,
outside School of Nursing
 - Sign up sheet to be emailed

New Business

- Community Service Event
- Professional Development and MPH Writing Program
- Diversity and Inclusion Committee Report
- Social Affairs Event
- SGA Historian Introduction
- Student Organization Announcements
- Upcoming School Events
- Student Climate Survey Results
- LSU Football Ticket Raffle



Community Service

- **October Event**
 - Thanks for participating!
- **November Event**
 - Second Harvest Food Bank
 - November 2



Professional Development

- **Ideas**

- LinkedIn Profile Guidance/Workshop
- Free profile headshots
- Drop-in writing workshop for paper review

- **In Progress**

- Writing Optimally for the Real Deal (WORD)
- Online method to connect with a faculty member, staff person, or PhD student to review cover letters, resumes, or assignments
- *Faculty members will not be asked to review graded assignments, PhD students will review them

- **Thoughts?**



Student Needs Assessment

MPH WRITING PROGRAM

MPH Writing Program

- **Do you want assistance with:**

- Academic papers
- Professional documents
- Building skills through writing assignments

- **How do you want assistance?**

- 1:1
- Group (class or workshops)
- Peer
- Staff
- Office hours
- Resource guide

- **How do you want to be identified?**

- Self-identified and directed
- Professor/writing assignment-based
- Matched

MPH Writing Program

- **Skill-building areas**
 - Grammar
 - Construct (flow, organization)
 - Content (use of language, critical thinking)
- **Techniques to build skills based on writing process (brainstorming, drafting, or revising)**
 - Planning (topic development, research, organizing, time management)
 - Development (organizing and synthesizing main points of an argument, thesis development, flow of paper, consideration of audience)
 - Editorial techniques (grammar or punctuation, clarity, language, flow)
- **Student pre-appointment preparation**
 - Identify goals (stage of writing, skills, techniques)
 - Send work one week in advance (topic, paper requirements, notes, outline, paper)
 - Schedule ahead (at least one week); up to two appointments per paper

Social Affairs

- November Event
- LSU Schools of Public Health and Medicine
- LSU vs. Alabama Tailgate
 - November 3
 - LSU Parade Grounds
 - Survey via Email



SGA Historian

- **Bailey Gentile**
 - Historian Purpose
 - bgenti@lsuhsc.edu

International Student Association (ISA)

President – Aratrika Saha

School of Graduate Studies

Vice President – Soham Mahato

School of Public Health Liaison

2nd year PhD Student, BIOS

smahat@lsuhsc.edu

Treasurer - Swastika Regmi

1st year MPH Student, ENHS

sregmi@lsuhsc.edu

Past Event

Speaker Series

“Maintaining Immigration Fitness in an Unhealthy Environment”

Marco Balducci, Immigration Attorney

Upcoming Event

Fall Fundraiser

Date: 29th November

Location and Time: TBD

THE INTERNATIONAL STUDENT ASSOCIATION



EMPOWERING ALIENS AND IDEAS ACROSS
LOUISIANA STATE UNIVERSITY HEALTH SCIENCES CENTER

STUDENTS FOR SUSTAINABILITY PRESENTS

PUPPIES IN THE GARDEN

November 28th 12 PM - 1 PM @ The Raised Root Student Garden

VOLUNTEERS FROM THE VISITING PET PROGRAM WILL BE BRINGING THEIR FURRY FRIENDS TO HELP YOU DE-STRESS FROM THE HOLIDAYS AND FINALS!

Hot cocoa will be served!



Students for Sustainability

- **Puppies in the Garden**
 - November 28th
 - 12pm to 1pm
 - Raised Root Garden

**Medical Education
Building
Room S15**

Food Security Panel

Students for Sustainability

Join SFS and the School of Public Health
in a panel discussion about food
insecurity in New Orleans.

The panel will include:

Alex Sanders: Farm Fellow, Grow Dat Youth Farm

Jasmine Meyer, MPH: Program Manager, Louisiana
Breast & Cervical Health Program

Laura Kern, MPH, RD, CSO, LDN, FAND:
Dietician, Cancer Center, University Medical Center

Light refreshments will be served.

**November 14, 2018
Time: 3-4pm**

Students for Sustainability

- **Food Security Panel**
 - November 14
 - 3pm to 4pm
 - MEB S15

School of Public Health Events

School of Public Health Events

- **Staff Assembly Social**
 - October 26
 - 4:30pm to 7pm
 - Raised Root Garden




School of Public Health Events

- **School of Public Health Potluck**
 - November 9
 - 12pm
 - SPH 3rd Floor



LSU Health Science Youth Initiative

- **Science Youth Initiative Program**
 - Middle and high school students
 - November 1, 15 and December 7
 - Sign up sheet to be emailed



School of Public Health Events

- **Boy Scouts of America
Public Health Merit Badge**
 - April 6
 - 9am to 2pm
 - Recruiting SPH student volunteers
 - Fall 2018 interest meeting

publichealthmeritbadge@lsuhsc.edu



Student Climate Survey Results

Diversity and Inclusion Committee
October 2018

SPH Committee

- * Students, staff, faculty, administration
- * All programs
- * Reports to Dean, Administrative Council, Faculty Assembly, Staff and Student Government Association
- * CEPH requirements and reporting
- * Plan and activities
- * LSUHSC Multicultural Committee

Purpose of Climate Survey

- * Current status/progress
 - * SPH 2016
 - * LSUHSC 2013
- * Help us better understand experiences of our students.
- * Generate discussion around complex issues.
- * Guide SPH's plans, policies and activities.
- * Provide information and guidance to LSUHSC-level

Methods

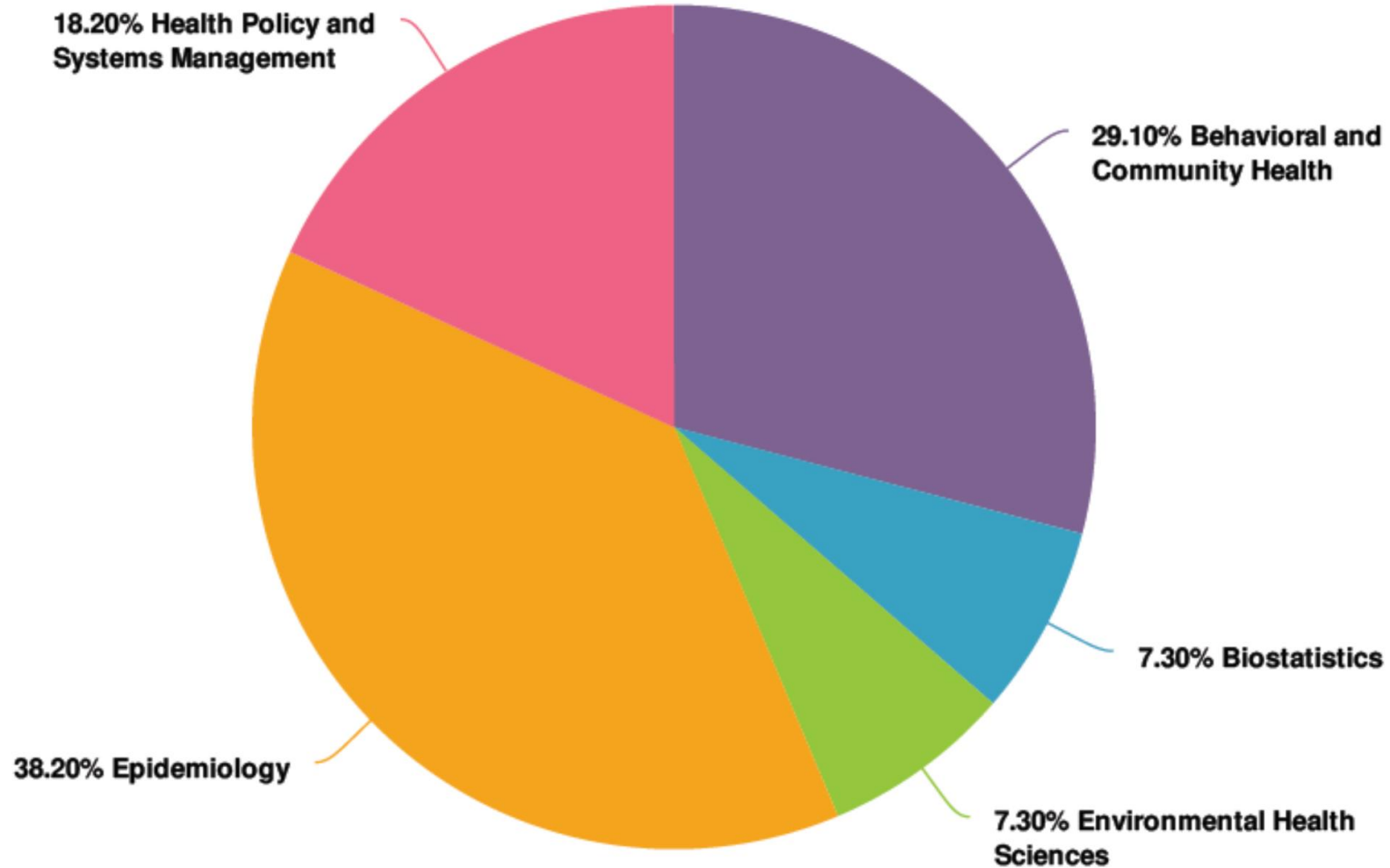
- * Questionnaire
- * Online (Survey Gizmo through Epi Data Center)
- * Open for two weeks
- * Email with link on May 9, 2018 to all students enrolled Spring 2018
- * Several reminder emails
- * Eligible for drawing of SPH tumbler upon completion
- * Descriptive statistics

Results

Response Rate by Degree

	Climate Survey		Enrolled Spr 2018	
<i>Degree</i>	#	%	#	%
<i>MS</i>	3	75%	4	3%
<i>PhD</i>	10	30%	33	25%
<i>MPH</i>	29	33%	89	68%
<i>Non</i>			5	4%
	42	100%	131	100%

Response Rate by Program



Disparaging Remarks

By Other Students

	Never	Rarely	Occasionally	Very often	Frequently
Gay, lesbian or bisexual persons Count	32	14	3	0	0
Non-native English speakers Count					1
Persons of part Count					0
Persons of part Count					1
Persons with a Count					0
Persons of part Count					1
Women Count	29	9	9	1	0

By frequency -- occasionally or more often.

1. Non-Native English Speakers, 31%
2. Religious Background, 24%
3. Women, 21%
4. Ethnicity, 19%
5. Economic Background, 12%
6. Sexual Orientation, 6%
7. Disability, 4%

By Staff, Faculty, Administrator or Teaching Assistant

	Never	Rarely	Occasionally	Very often	Frequently
Gay, lesbian or bisexual persons Count	43	5	1	0	0
Non-native English speaking persons Count	41	6	1	1	0
Persons of particular economic backgrounds Count	41	6	2	0	0
Persons of particular religious backgrounds Count	40	4	4	1	0
Persons with a disability Count	48	1	0	0	0
Persons of particular racial/ethnic backgrounds Count	42	5	1	0	1
Women Count	39	8	2	0	0

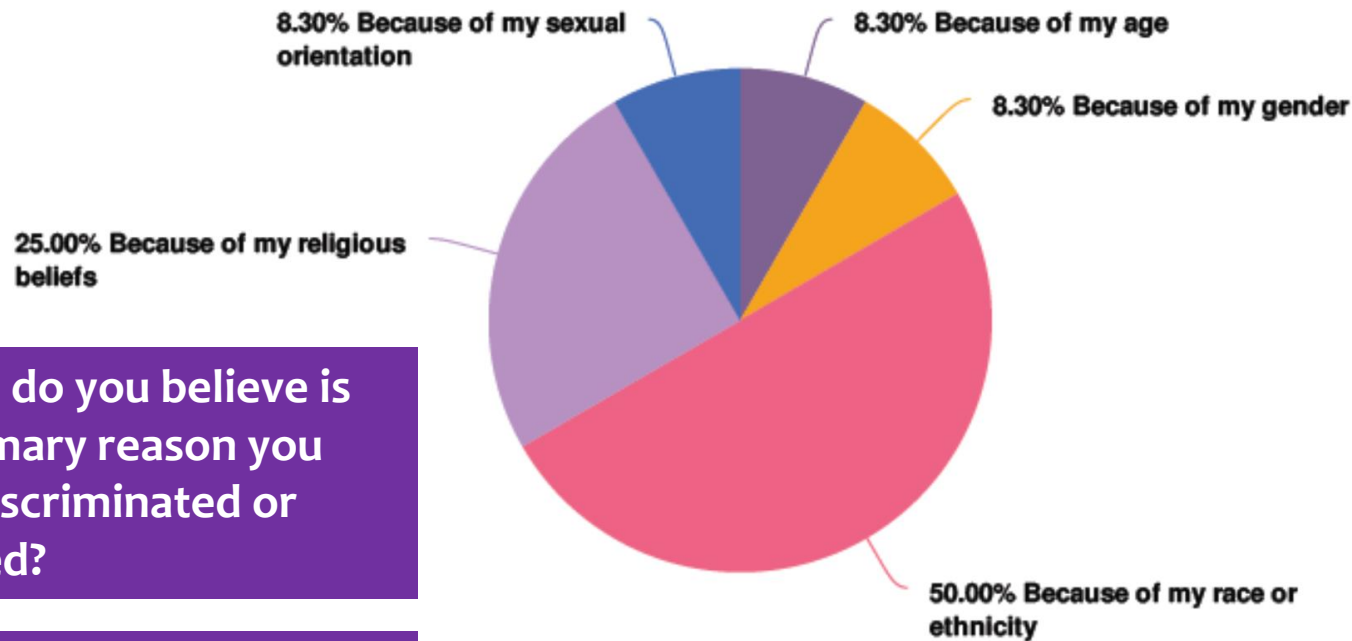
Times at College/University Events the Following Would not Feel Welcome

	Never	Rarely	Occasionally	Very often	Frequently
Gay, lesbian or bisexual persons Count	42	3	3	0	1
Non-native English speaking persons Count	37	3	6	2	1
Persons of particular economic backgrounds Count	41	2	5	0	1
Persons of particular religious backgrounds Count	41	2	3	2	1
Persons with a disability Count	39	3	5	1	1
Persons of particular racial/ethnic backgrounds Count	39	3	5	0	2
Women Count	42	4	2	0	1

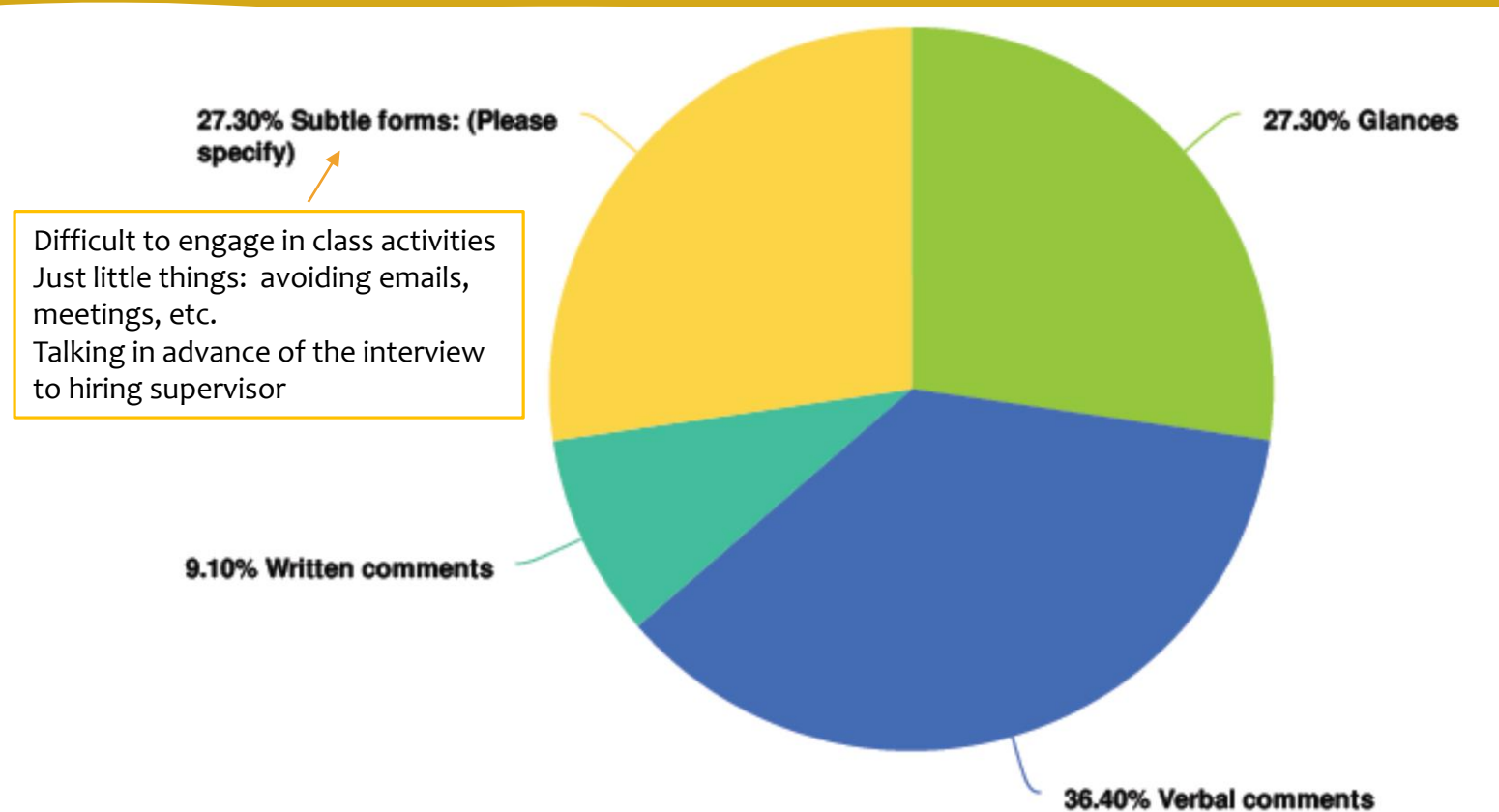
Felt Discriminated Against or Harassed (Even Subtly) on Campus

Q What do you believe is the primary reason you were discriminated or harassed?

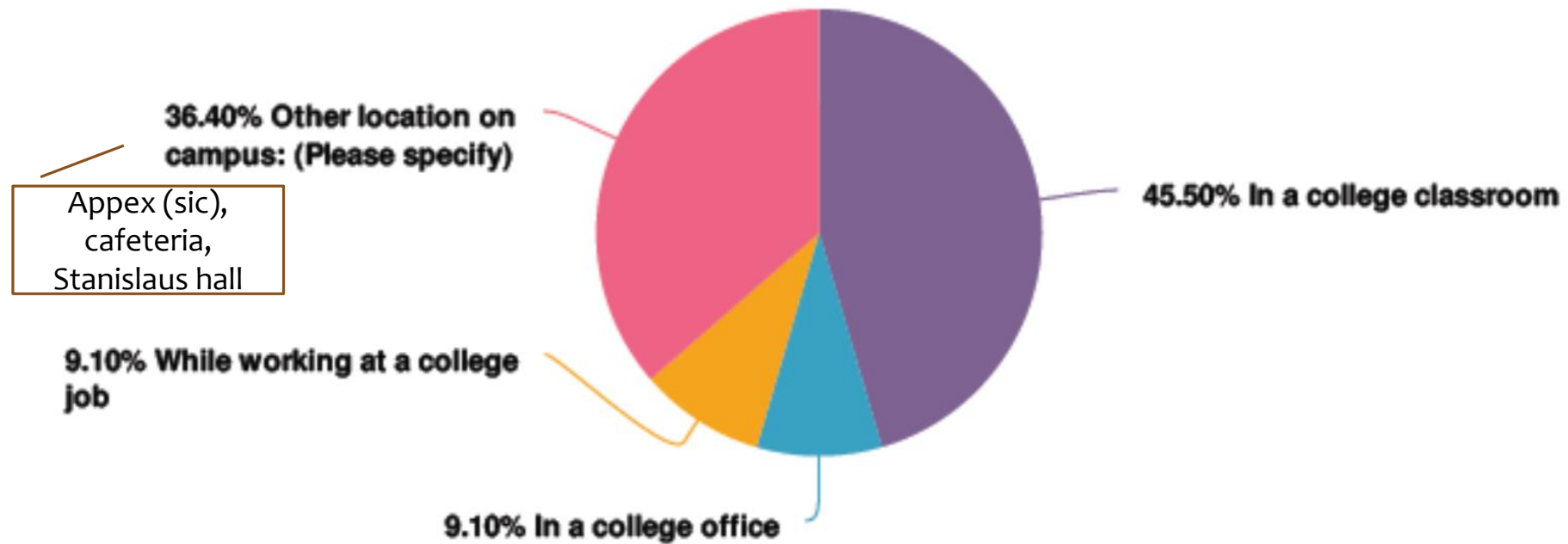
22.4% answered yes (n=11)



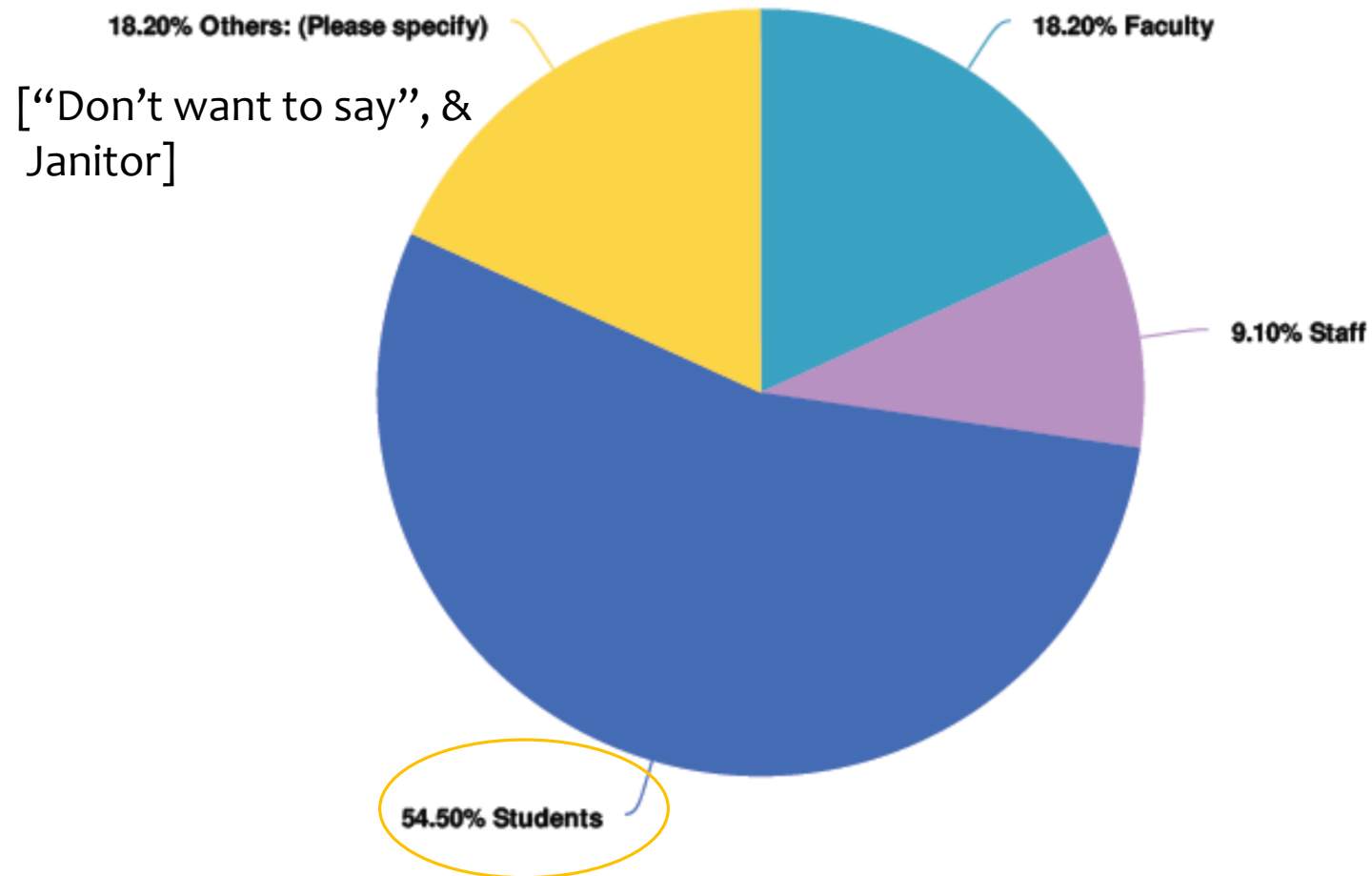
Form Discrimination/Harassment Mainly Expressed



Where It Occured



Primary Source



Comfort with People of Various Backgrounds

Close Friend

	Yes	No
African American/Black Count	47	0
American Indian/Alaskan/Aleut Count	47	0
Asian/Pacific Islander Count	47	0
Chicano/Latino/Hispanic Count	47	0
White/Caucasian Count	47	0
A heterosexual man Count	46	1
A heterosexual woman Count	47	0
A person with a disability Count	47	0
A person with different religious beliefs than yours Count	46	1
An individual with HIV or AIDS Count	44	3
An international student Count	47	0
An openly gay or bisexual man Count	47	0
An openly gay or bisexual woman Count	47	0

Only no's are for person with HIV/AIDS, different religious beliefs and heterosexual men.

Roommate

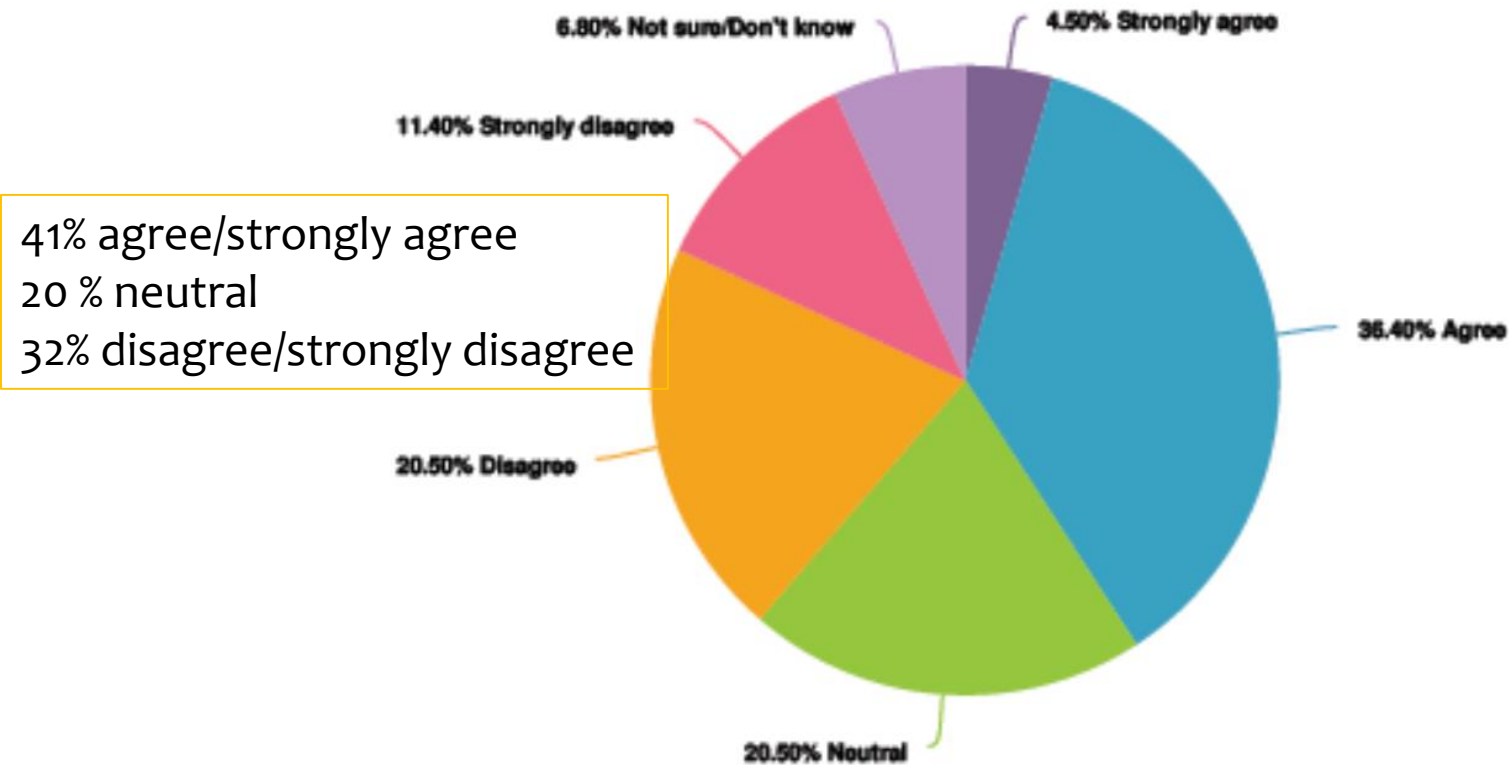
African American/Black Count	46	0
American Indian/Alaskan/Aleut Count	46	0
Asian/Pacific Islander Count	45	1
Chicano/Latino/Hispanic Count	46	0
White/Caucasian Count	44	2
A heterosexual man Count	42	4
A heterosexual woman Count	45	1
A person with a disability Count	45	1
A person with different religious beliefs than yours Count	45	1
An individual with HIV or AIDS Count	39	7
An international student Count	45	1
An openly gay or bisexual man Count	43	3
An openly gay or bisexual woman Count	42	4

15% said no to person living with HIV/AIDS

College/University Thoroughly Addresses

	Strongly agree	Agree	Neutral	Disagree	Strongly disagree	Not sure/Don't know
Age or ageism Count	4	5	11	12	2	10
Disability or ableism Count	4	11	11	11	2	5
Race or racism Count	7	12	9	11	1	4
Religious beliefs or harassment Count	4	12	9	7	5	6
Sex/gender or sexism Count	6	13	13	5	2	5
Sexual orientation or homophobia Count	7	15	8	6	2	6

College/University Visible Leadership from President and other Admins Foster Diversity

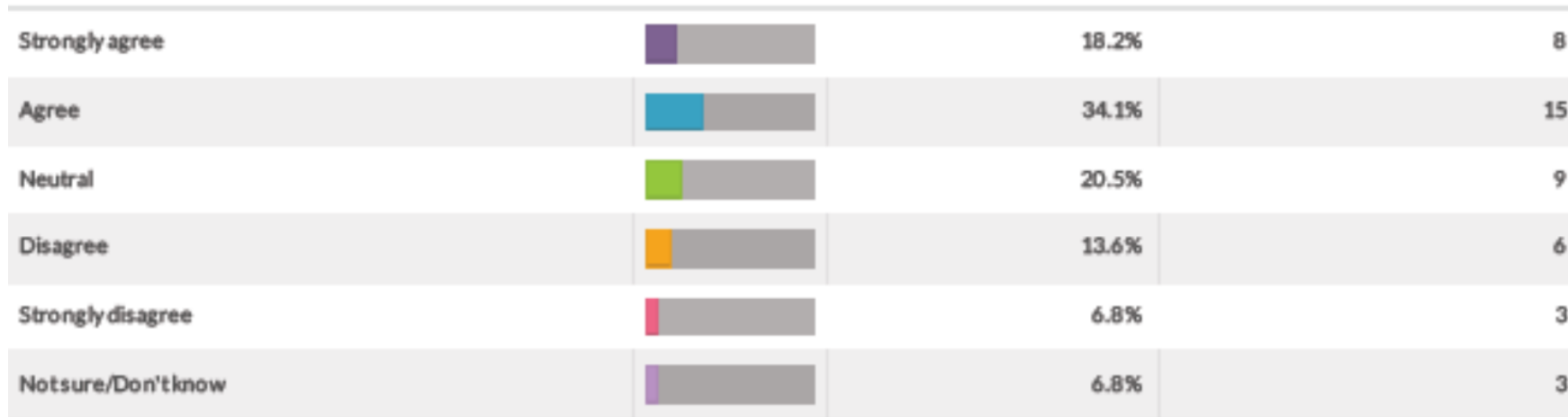


How Your Attitude Has Changed Since Started Here

	Much more accepting	Somewhat more accepting	Less accepting	Extremely less accepting	No change
African Americans/Blacks Count	9	4	0	0	30
American Indians/Alaskans/Aleuts Count	5	1	0	0	37
Asians/Pacific Islanders Count	5	2	1	0	35
Chicanos/Latinos/Hispanics Count	6	2	0	0	35
Whites/Caucasians Count	4	0	5	0	34
Bisexual men or women Count	4	3	0	1	35
Gay men Count	4	2	0	1	36
Lesbians Count	4	2	0	1	36
Men Count	4	1	3	0	35
Persons of different economic backgrounds than yours Count	7	6	0	0	30
Persons of different religious backgrounds than yours Count	6	8	1	0	28
Women Count	4	0	1	0	38






Curriculum Represents Contributions of Variety of Groups

We could be doing better (n=44)



Classroom Climate is Accepting of Who I Am

13.6% disagree/strongly disagree

Value		Percent	Responses
Strongly agree		29.5%	13
Agree		50.0%	22
Neutral		6.8%	3
Disagree		9.1%	4
Strongly disagree		4.5%	2
			Total:44

Discussion

- * At SPH
 - * Efforts to improve climate must include students, staff, faculty and administration at SPH.
 - * Call for more diversity and inclusion at faculty and administration levels.
 - * Everyone needs to be able to spot issues, and feel supported, confident, and able to challenge what they see in a productive way.
 - * Education around people living with HIV/AIDS, especially for students.
 - * More hands on support for international and students that need academic help or are from lower economic backgrounds.*
- * Need to improve on LSUHSC
 - * Majority of students do not agree there is visible leadership on diversity at that level.
 - * 36% of discrimination/harassment occurred outside of SPH.

*Diversity and Inclusion Committee has designated students who are first in their families to graduate from university or go to grad school as a priority population.

LSU Football Ticket Lottery

- Alex Lieberman
- Games
 - Alabama (11/3)
 - Rice (11/17)

Next Meeting

- November 13
 - 12pm to 1pm
 - LEC 303

Open Floor

Visit our webpage to learn more:
sph.lsuhscl.edu/sga